



National Institutional Ranking Framework
Ministry of Human Resource Development
Government of India



- [HOME \(HTTPS://WWW.NIRFINDIA.ORG/HOME\)](https://www.nirfindia.org/home)
- [ABOUT NIRF \(HTTPS://WWW.NIRFINDIA.ORG/ABOUT\)](https://www.nirfindia.org/about)
- [PARAMETERS \(HTTPS://WWW.NIRFINDIA.ORG/PARAMETER\)](https://www.nirfindia.org/parameter)
- [DOCUMENTS \(HTTPS://WWW.NIRFINDIA.ORG/DOCUMENTS\)](https://www.nirfindia.org/documents) [RANKING](#)
- [FAQS \(HTTPS://WWW.NIRFINDIA.ORG/FAQ.HTML\)](https://www.nirfindia.org/faq.html)
- [NOTIFICATION/ADVT \(HTTPS://WWW.NIRFINDIA.ORG/ADVERTISEMENT\)](https://www.nirfindia.org/advertisement)
- [CONTACT \(HTTPS://WWW.NIRFINDIA.ORG/CONTACT\)](https://www.nirfindia.org/contact)

Welcome to Data Capturing System: COLLEGE

Institute Name: Gromodyogik Shikshan Mandal's Marathwada Institute of Technology Management College. (IR-C-C-34347)

Applied Discipline
COLLEGE (Submitted)
MANAGEMENT (Not-Submitted)
OVERALL (Not-Submitted)

[About Data Capturing System \(DCS\)](#)


[Important Notes](#)


[? Help Manual](#)

[? Help-Desk](#)


Supported Browser (JavaScript must be enabled in your browser). How to enable javascript?

 Internet Explorer (v11.0) [[\(/Content/JSEnable/Internet_Explorer.pdf\)](#)]

 Mozilla Firefox (v49.0.1) [[\(/Content/JSEnable/Firefox.pdf\)](#)]

 Google Chrome (v51.0) [[\(/Content/JSEnable/Chrome.pdf\)](#)]

 Safari (v5.1.7) [[\(/Content/JSEnable/Safari.pdf\)](#)]


Supported browsers: . In your browser JavaScript must be enabled.

You have submitted your data!

[View Data \(/Declaration/Agree/ViewDCSData\)](#)

[Home](#) | [About NIRF](#) | [Parameters](#) | [Documents](#) | [Ranking](#) | [Notification/Advt](#) | [Contact](#)

Copyright © 2019, National Institutional Ranking Framework (NIRF), 2019 MHRD. All rights reserved.

Supported Browsers 


I/C
PRINCIPAL
M.I.T. Cidco, Aurangabad



G.S. Mandal's

MARATHWADA INSTITUTE OF TECHNOLOGY AURANGABAD

o/c

Founder: Anandraoji Deshmukh (Freedom Fighter)
Recognized by Government of Maharashtra

Affiliated to Dr. Babasaheb Ambedkar Marathwada University, Aurangabad.

Ref. No. MIT/Cidco/Acad. Annual Report/A' bad//2021/207

Date: 25/03/2021

To,
The Director General,
M. I. T.
Aurangabad.

Subject:- Submission of Academic and Administrative Annual Progress Report
2020-2021

Respected Sir,

With reference to the subject cited above, I the undersigned submitting herewith the Academic and Administrative Progress Report 1st July 2020 to 30th June 2021 of M.I.T. CIDCO Aurangabad.

This is for your kind information.

Thanking you,

Yours Faithfully,




Principal

Encl:-

PRINCIPAL
M.I.T. Cidco, Aurangabad


1. Academic and Administrative Annual Progress Report 1st July 2020 to 30th June 2021.





E-Book on

Academic and Administrative Annual Report and Assessment Template



GSM MIT, Aurangabad
March 2021

PART-I: INPUTS

**1. Name of the Institute: MARATHWADA INSTITUTE OF TECHNOLOGY CIDCO
AURANGABAD**

2. Period of Assessment: 1st July 2020 to 30th June 2021

3. Name of the Head of the Institute: Dr. Mahendra H. Kondekar

3. Value, Vision and Mission statements:

Value Statement:

We recognize ourselves as PUBLIC SERVANTS. We love, conceive, believe and achieve quality in educational services by thinking, feeling, acting and conduction as follows:

- S- Speed in educational Services.
- E – Engagement in educational Service.
- R – Respect in educational Services.
- V – Values in educational Services.
- I - Integrity in educational Service.
- C – Communication in Educational Services.
- E – Evaluation in educational Services.

Our foundation is INTEGRITY.
OUR STRENGTH is OUR PEOPLE.
Our style is TEAMWORK.
Our goal is QUALITY AND EXCELLENCE.

Vision Statement

Human beings are evolving and a key enabler of this evolutionary process in knowledge which is helping us demystify and understand the nature. MIT treats education as continuous process of human development, aptly represented by its vision statement of “Quest for Excellence” in pedagogy.

Mission Statement:

We are committed to provide education and training in computer science, information technology, automobile technology, workshop technology, management etc. to enable aspiring students to develop their fullest potential in their chosen areas through:

- Structured program evolving with the times.
- Offering opportunities to go beyond prescribed curriculum.
- Collaboration and cooperation with industry and institutions.
- Employee empowerment at all levels.
- Innovation, incubation and entrepreneurship support.

- Dedicated experience and well qualified faculty.
- State of the art, laboratories and libraries.
- Well-furnished classrooms and infrastructures.
- Relevant research and development program

Any change in Vision and/or Mission Statement with the Report year? No

If, yes give justification:

Goals set for the Report year:

1. 2f and 12 B
2. Admission Growth
3. International or National Conference
4. Incremental Growth in Quality Measures
5. To strengthen TPO

Goals set for the following year:

1. 2f and 12 B
2. Admission Growth
3. International or National Conference
4. Incremental Growth in Quality Measures
5. To strengthen TPO

Quality policy statement:

To identify, review and continually enhance the key performance parameters consistent with vision and mission.

4. Input: Student-strength (total intake) status, see Appendix A, include all admissions done in the Institute; including Fees waivers, Govt. Nominees, NGO, PIOs, Foreigners, etc.

Table 1: Intake summary (Admission status)

Category	Report Yr		Following Yr	Change (+-) %
	Approved	Actual	Planned	
UG	1610	466	954	+ 30%
PG	120	86	120	+ 28%
Total	1730	552	1074	+ 30%

PART-II: OUTCOMES

8. Outcome: Student-Results in percentage, See Appendix E

Table 5: Summary of overall exam. result.

Class*	Report Yr		Following Yr (Planned)		Change (+-) %	
	Odd Sem	Even Sem	Odd Sem	Even Sem	Odd Sem	Even Sem
	Oct. 2019	March 2019	Oct 2020	March 2020		
BCA I sem	100	100	100	100	No Change	+0%
BCA II sem	100	92	100	100	No Change	+8%
BCA III sem	100	89	100	100	No Change	+11%
Average	100	93.66	100	100	No Change	+7%
B. Sc. CS I sem	100	100	100	100	No Change	+ 0%
B. Sc. CS II sem	100	94.73	100	100	No Change	+5.27%
B. Sc. CS III sem	100	96.88	100	100	No Change	+3.12%
Average	100	97.20	100	100	No Change	+2.8%
B. Sc. IT I sem	100	100	100	100	No Change	+0%
B. Sc. IT II sem	100	100	100	100	No Change	+0%
B. Sc. IT III sem	100	81.24	100	100	No Change	+18%
Average	100	93.74	100	100	No Change	+6%
B. Sc. AT I sem	100	76.92	100	90	No Change	+13%%
B. Sc. AT II sem	100	77.78	100	90	No Change	+11%
B. Sc AT III sem	100	81.82	100	90	No Change	+9%
Average	100	78.84	100	90	No Change	+11%

B. Sc. WT I sem	100	55.56	100	100	No Change	+45%
B. Sc. WT II sem	100	88.24	100	100	No Change	+11%
B. Sc.WT III sem	100	77.78	100	100	No Change	+22%
Average	100	80.00	100	100	No Change	+20%
B. Sc. RAC I sem	100	57.14	-	100	No Change	No Change
B. Sc RAC II sem	-	-	100	100	No Change	No Change
B. Sc RAC III sem	-	-	-	100	No Change	No Change
Average	100	57.14	100	100	No Change	No Change
M Sc. CS I	100	100(carry on pattern)	100	100	No Change	No Change
M Sc .CS II	100	100	100	100	No Change	No Change
Average	100	100	100	100	No Change	No Change
M Sc.IT I	100	100(carry on pattern)	100	100	No Change	No Change
M .Sc. IT II	100	100	100	100	No Change	No Change
Average	100	100	100	100	No Change	No Change
Gr. Average	100	87.57	100	100	No Change	No Change

(*) Insert/Delete classes as required, results need to be class wise as a whole without regards to Programs.

a) Strategic planning done if Gr. Average results are above 60%:

1. Regular feedback of students helps to improve academic performance.
2. Faculty development program helped in some subjects
3. Continuous Internal Examination process helped for good results

b) Strategic measures suggested if Gr. Average results are below 60%:

1. Extra lecturers taken as per student's requirement.
2. Counseling to weaker students by remedial classes.
3. Attention on improvement of attendance.

9. Outcome: Student-achievements, Report year, see Appendix F

Table 6: Summary of student-achievements.

Sr.	Particulars	No. of students
1	Student placement	20
2	University Rankers	0
3	University/State/National players	0
4	Technical articles published	0
5	Technical articles presented	0
6	Industry projects	0
7	NSS Camps	0
8	NCC Camps	0
9	Participation in National events	0
10	Participation in International events	0
11	Training programs	12
12	Industrial Training	0
13	Awards/Special achievements	0
14	Esteemed Offices held like Senator.	0
15	Blood donation camps	0
16	Social Responsibility	150
17	Patents	0
18	Any other not covered above.	0

Three suggestions to improve students' achievements further:

1. To strengthen industrial training activity
2. To strengthen placement
3. To motivate students for competition.

11. Outcome: Faculty achievements, Report year, see Appendix H (Quote only total numbers)

Table 7: Summary of faculty achievements

Achievement	Report Yr	Following Yr. (Planned)	Change (+-) %
Technical Articles published in international Journals	1	5	+ 500%
Technical Articles published in national Journals	1	5	+500%
Technical Articles presented in international Conferences	0	5	+ 500%
Technical Articles presented in national Conferences	0	5	+500%
Awards	0	2	+200%
R & D projects	0	0	0
Consultancy	0	2	+ 200%
FDP/STTP conducted	1	2	+ 100%
Experts in FDP/STTP	3	6	+ 200%
Training prgs for students	0	2	+ 200%
Patents	0	0	0
Books written	0	2	+200%
Chapter written in edited books	0	1	+100%
E-books written	0	0	0
Awards	0	0	0
Special achievements	0	5	+500%
Coveted posts held outside institute	0	0	0

Social responsibility	5	5	0
PhD deputation/ completion	1	2	+200%
PG deputation/ completion	2	2	+0%
UG deputation/ completion	0	0	0
Any other qualification improvement	0	5	500%

Three suggestions for improving faculty performance further:

1. To strengthen the research activity
2. To participate in national and international conferences.
3. To improve the qualification through MOOC

12. Outcome: R & D achievements, Report year, see Appendix I

1. R & D Budget for the Report year: Rs. 300000
2. R & D budget for the following year: Rs. 500000
3. % Increase/decrease in budget: 40 %
4. ROI: Revenue Generated*100/Total depreciated book value: as on 30/06 NIL
5. Research publications, if any: 1 (No. of articles)
6. No. of industry based projects/consultancy undertaken: NIL
7. Patents, if any: NIL
8. Name some major outside agencies involved in R & D/Consultancy:
9. Any other point worth noting: _Electrical Car was prepared by B. Sc. AT WT RAC Dept.
10. Extent of students involvement UG/PG: Low

Three suggestions for improving R&D/Consultancy activities:

1. To motivate Teachers & students for research activities
2. To organize national/international level Workshop/Conferences
3. To apply for research center.

13. Library facilities:

Table 8: Status Library facilities

Particulars	Report Yr	Following Yr	Change (+-) %
No. of titles	751	100	+13%
No. of Volumes	3564	3800	+6%
Int. Journals	10	10	0
National Journals	3	3	0
Digital Library	Yes	Yes	0
News Papers No.	2	7	0
Space/sq-m/student	Adequate	Adequate	0

13. Other facilities

Table 9: Other facilities/provisions

Particulars	Report Yr	Following Yr	Change (+-) %
Building space	Adequate	Adequate	0
Building space/UG student	Adequate	Adequate	0
Building space/PG student	Adequate	Adequate	0
Air circulation	Adequate	Adequate	0
Workshop	Adequate	Adequate	0
Classroom & other furniture	Adequate	Adequate	0
Classroom illumination	Adequate	Adequate	0
Gen-set/Express feeder/Solar (state capacity)	Gen set	solar	+20%
Hostels Boys (Capacity)	50	50	0
Hostels Ladies (Capacity)	0	0	0
Lawn/Greenery	Inadequate	Adequate	+20%
Sports grounds	Inadequate	Adequate	+20%
Parking	adequate	Adequate	0
First Aid	Inadequate	Adequate	+20%
Girls common room	Adequate	Adequate	0
Boys common room	Inadequate	Adequate	+20%
Safety	Adequate	Adequate	0
Drinking water	Adequate	Adequate	0

Toilets	Adequate	Adequate	0
Canteen	Adequate	Adequate	0
Banks/ATM	Inadequate	Adequate	0
Police station	Inadequate	Adequate	0

PART-III: CONCLUDING SECTION

14. SWOT Analysis

Significant internal and external threats and challenges to the Institute (not more than 5)

1. Attracting higher ranking students in the college including other state.
2. Developing innovative products/technologies for the benefit of society and nation at large
3. Attracting consultancy services for the resource generation
4. Getting financial support from funding agencies through sponsored projects
5. Retention of faculty to non-granted courses

Significant internal and external strengths and opportunities to the Institute (not more than 5)

1. Good infrastructure facility for academics
2. Pollution free well-connected campus
3. Dedicated faculty members
4. Utilizing alumni resources for undertaking projects and improving employability of students
5. Identifying local and regional technology needs and working for development of appropriate technologies

15. Recommendations for new developments and resources (Not more than 5) including building space, if required.

1. To develop Drawing Hall
2. To develop Workshop
3. To Develop RAC Lab
4. To develop Research Lab
5. To develop ICT facility like smart board
6. To develop Auditorium

16. Suggestions for the good of the Institute (Not more than 5)

1. Permanent Affiliation
2. To submit proposal for the Research Centre
3. Establishment of incubation center with Industry collaboration in a much focused way
4. Levels of laboratories and related experimentation to be raised substantially
5. Recruit and retain senior and middle level faculties and promote research

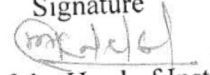
17. Self-Assessment of overall performance of the Institute during the Report Year (Tick only one)

1. Outstanding (O)
2. Very Good (A)
3. **Good (B)**
4. Average (C)
5. Fair/Poor (D)

Place: MIT CIDCO Aurangabad

Dated: 25/3/2021

Signature



Name of the Head of Institute:
Dr. Mahendra H. Kondekar

PRINCIPAL

M.I.T. Cidco, Aurangabad

List of Appendices enclosed:

1. Appendix A: Input: Student-strength (total intake) status
2. Appendix B: Input: Human Capital
3. Appendix C: Input: Income status
4. Appendix D: Input: Expenses
5. Appendix E: Outcomes: Student-Results in percentage
6. Appendix F: Outcome: Student-achievement: Report Year.
7. Appendix G: Outcome: Faculty performance, Report Year.
8. Appendix H: Outcome: Faculty achievements, Report Year
9. Appendix I: Outcome: R&D achievements, Report Year

To
The Director General,
MIT, Aurangabad.

***** End *****

MARATHWADA INSTITUTE OF TECHNOLOGY, CIDCO, AURANGABAD

ACADAMIC YEAR 2020-21

NAME OF EVENT: A one day Training Program on "Use of Online Tools"

DATE: 04 March 2021.

LOCATION: MIT COLLEGE, CIDCO, AURANGABAD.

KEY PERSON: Asst. Prof. Neha Sahuji (MIT Cidco, Aurangabad).

A one day Training Program on "Use of Online Tools" was organized on Thursday, 4 March 2021 by College for Non Teaching faculty members (office staff). There were 03 participants who attended the training program. Asst. Prof. Vaibhav Joshi took the initiative to arrange the program with the help of Prof. Neha Sahuji.



The purpose of this training was to train the office staff to know how to use different online tools such as Google drive, Google forms, Google Docs, Google Sheets, Google Slides.

In Session-1, Asst. Prof. Neha Sahuji discussed about the Google drive and how we can manage the files using Google drive very easily. He trained the participants through a demo of working of Google drive.

In Session-2, Asst. Prof. Neha Sahuji trained the participants through demo working of Google forms, Google DOCS.

Points Covered

- Google Drive
- Google Forms
- Google Sheets
- Google Docs
- Google Slide



Asst. Prof. Vaibhav Joshi
Asst. Professor
MIT CIDCO AURANGABAD

Asst. Prof. Neha Sahuji
Asst. Professor
MIT CIDCO AURANGABAD

Principal
PRINCIPAL
M.I.T. Cidco, Aurangabad